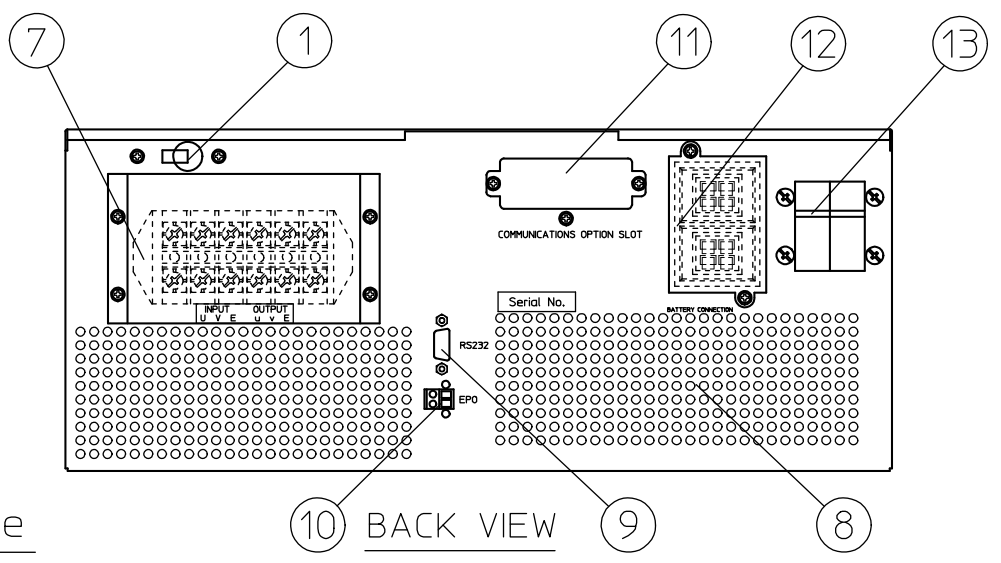
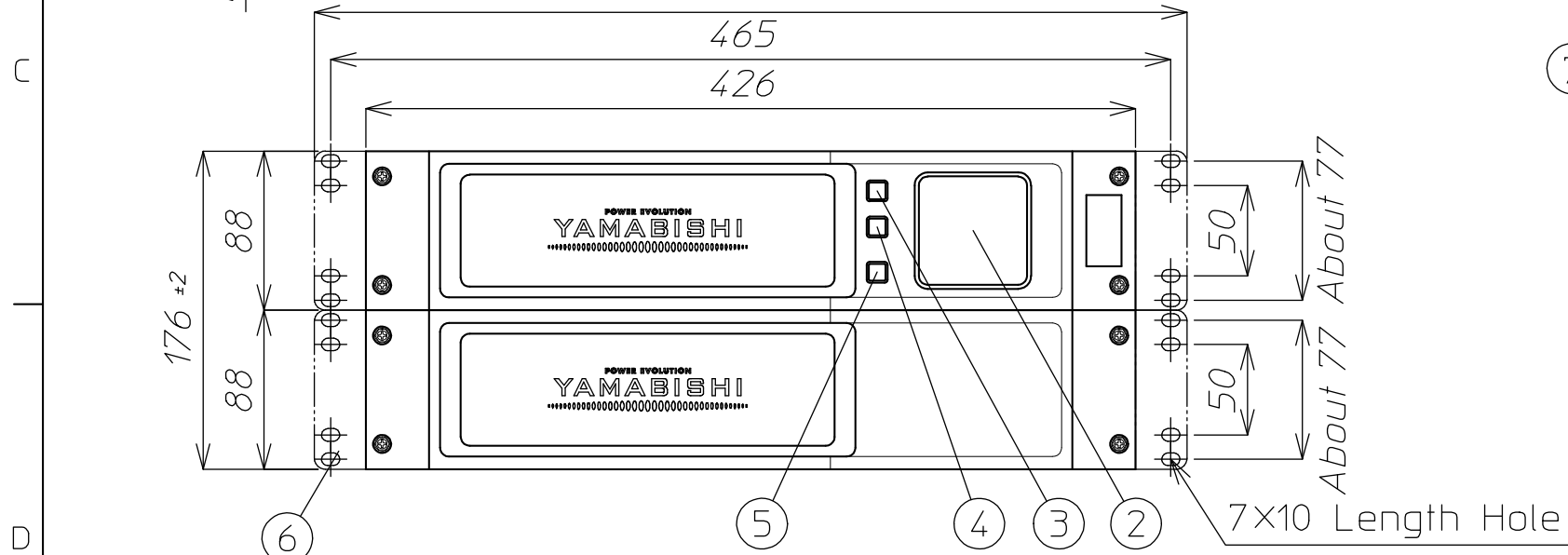


Terminal detailed chart

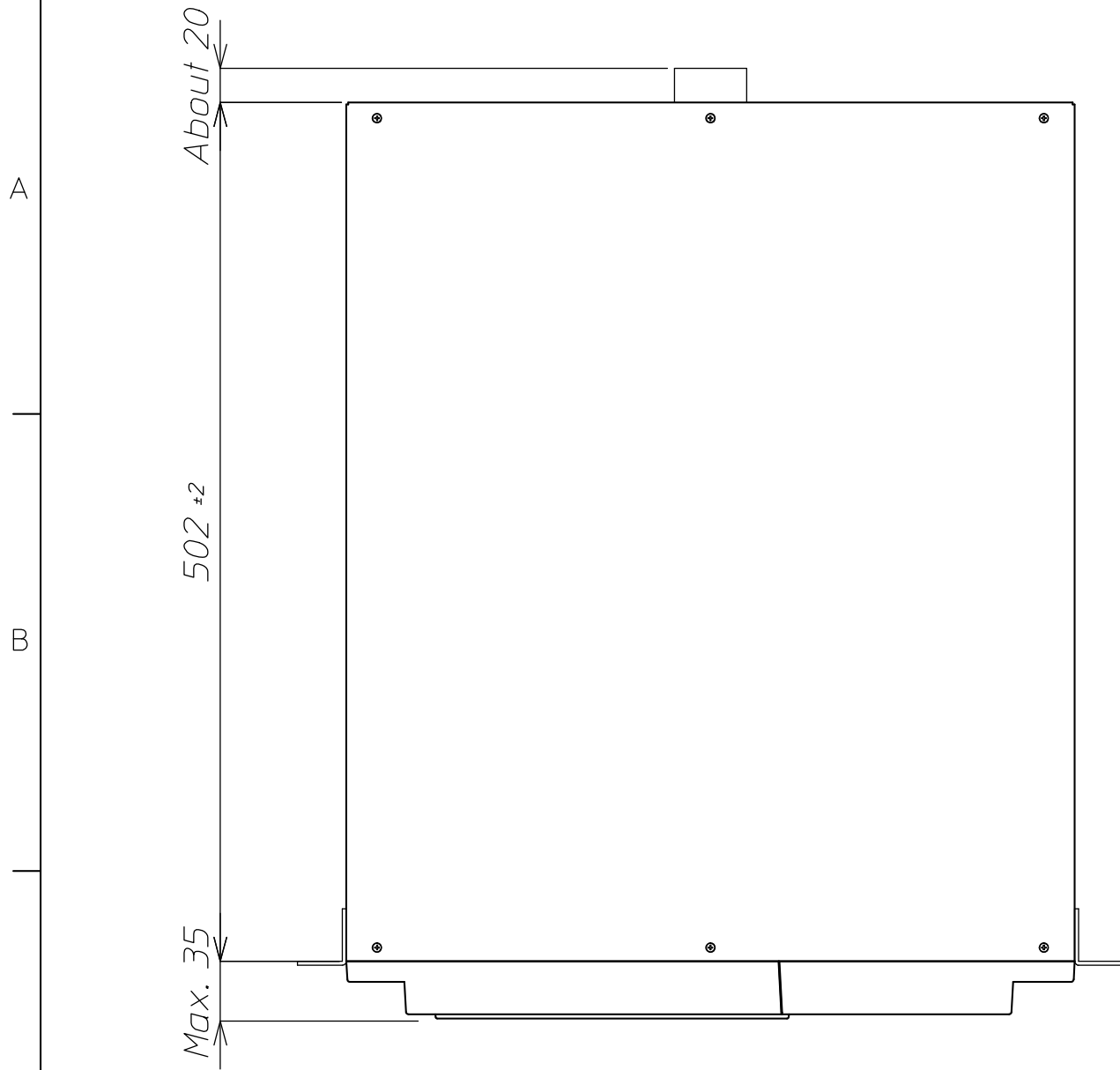
No.	Name	Note
1	INPUT CIRCUIT BREAKER	
2	LCD MONITOR	
3	FUNCTION KEY	
4	SET KEY	
5	ON/OFF KEY	
6	RACK INSTALLATION METAL FITTINGS	
7	TERMINAL	
8	FAN	
9	COMMUNICATION SLOT	RS-232C
10	EPO terminal	
11	SOLT FOR COMMUNICATION BOARD	
12	BATTERY INCREASE CONNECTOR	
13	Battery Switch	
14		

Mass about 27.6kg
 Pleade open the front and the back by 100mm or more for exhaust.
 This unit is not equipped with battery. Normal is equipped with two battery. (ALS-B)
 Cable inlet is on the back. With the bottom plate.

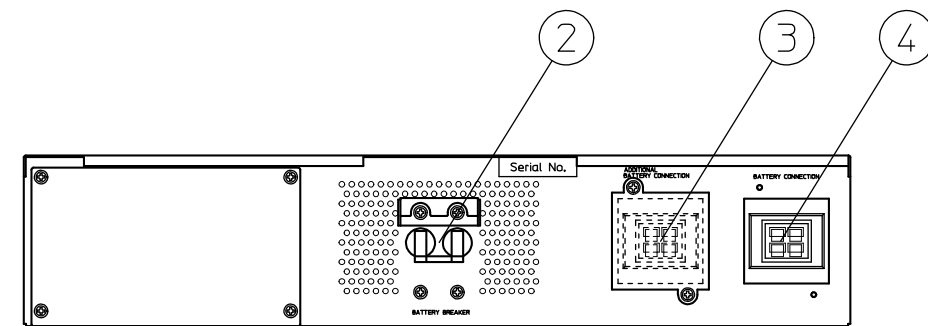
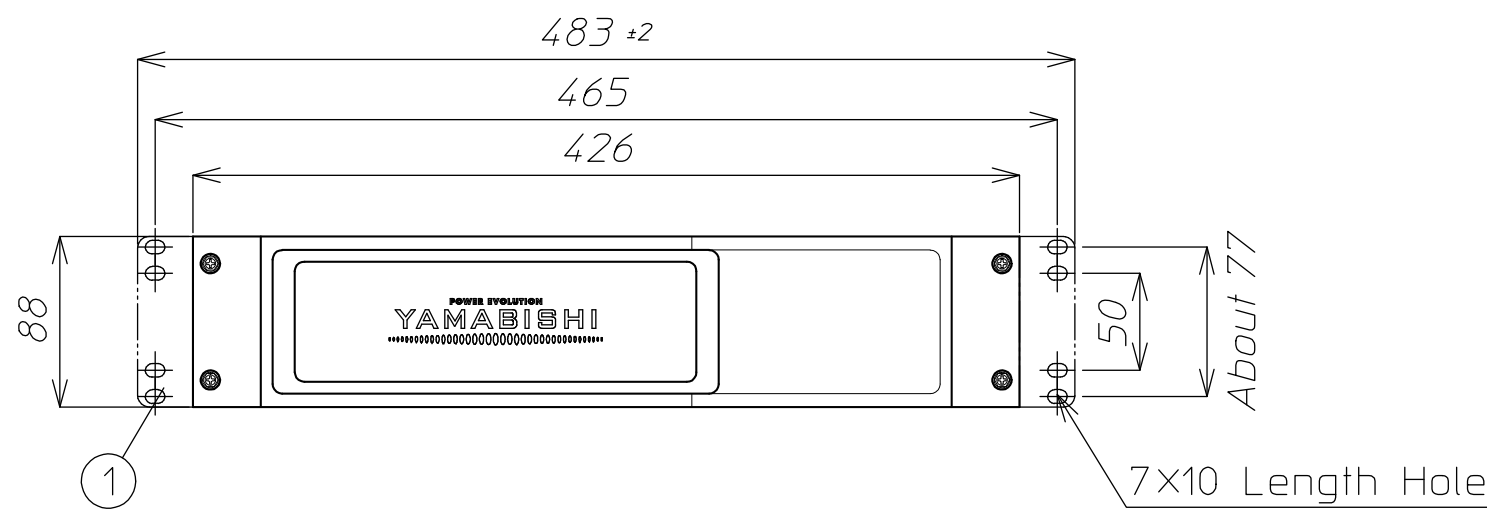


△				材料 Material	处理 Disposal	備考 Note
△				検図	設計	製図
△					写図	
△					单位 Unit	m / m
△					3角画法 3rd Angle Projection	個数 Article
△						数 / 台
△						名称 Title
△						尺度 Scale
△						1 / 4
△						番 Dwg.No.
△						FOR REFERENCE

No.	Name	Note
1	RACK INSTALLATION METAL FITTINGS	
2	BATTERY CIRCUIT BREAKER	
3	Battery expansion connector	
4	BATTERY INCREASE CONNECTOR	



Mass about 31.2kg
 Please open the front and the back by 100mm or more for exhaust.
 Cable inlet is on the back. With the bottom plate.



BACK VIEW

△				材料	处理	備考		
△				Material	Disposal	Note		
△				検図	設計	製図	写図	単位
△								m / m
△								個数
△								Article
△								数 / 台
△								名称
△								Title
△								3角画法
△								3rd Angle
△								尺度
△								Scale
△								1 / 4
△								図番
△								Dwg.No.
△								FOR REFERENCE
△								ALS-B
△								OUTLINE DRAWING